

INVESTMENT STRATEGY

OCTOBER 2022

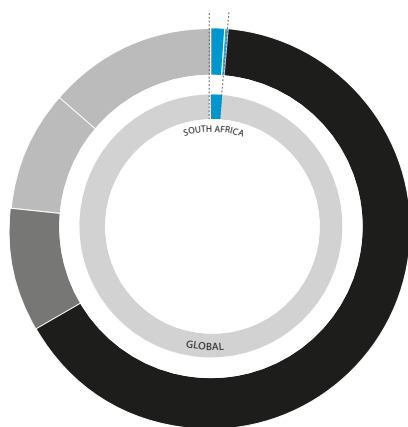
The objective of this portfolio is to provide investors with moderate capital growth. The portfolio aims to outperform a composite benchmark of equities and bonds. This portfolio maintains a medium risk profile and is limited to a maximum of 65% exposure to equities.

RISK WEIGHTING



MINIMUM INVESTMENT HORIZON (YEARS)

ASSET ALLOCATION



South Africa		Global	
1,20%	Equity	65,30%	Global Equity
0,20%	Property	10,10%	Global Property
		9,70%	Global Bonds
		13,50%	Global Cash
1,40%		98,60%	

Asset allocation is one month lagged.

UNDERLYING MANAGERS

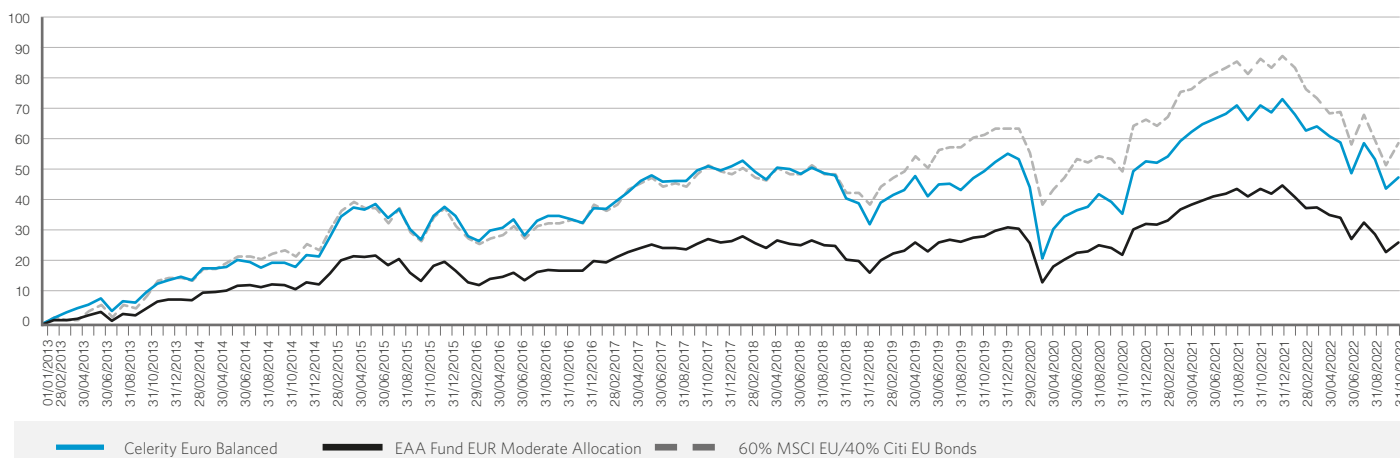
Blackrock Asset Management
Clearance Capital
Coronation Fund Managers
CRUX Asset Management
Orbis Investment Management
Rubrics Asset Management

PORTFOLIO RETURNS % (ANNUALISED)*

	YTD	1 Year	3 Years	5 Years
Celerity Euro Balanced	-14,72	-13,66	-0,44	-0,48
60% MSCI EU/40% Bloomberg Euro Agg Govt	-15,45	-14,69	-0,49	0,95
EAA Fund EUR Moderate Allocation	-12,70	-11,99	-0,58	-0,21

INVESTMENT RETURNS*

Time period: 01/01/2013 to 31/10/2022



Please note: this factsheet is subject to a disclaimer.

TOP TEN EQUITY EXPOSURES

1. Novo Nordisk	6. LVMH Moët Hennessy Louis Vuitton
2. Vonovia	7. Bawag Group
3. Novartis	8. Schneider Electric
4. Segro	9. Nordea Bank
5. LEG Immobilien	10. Alphabet

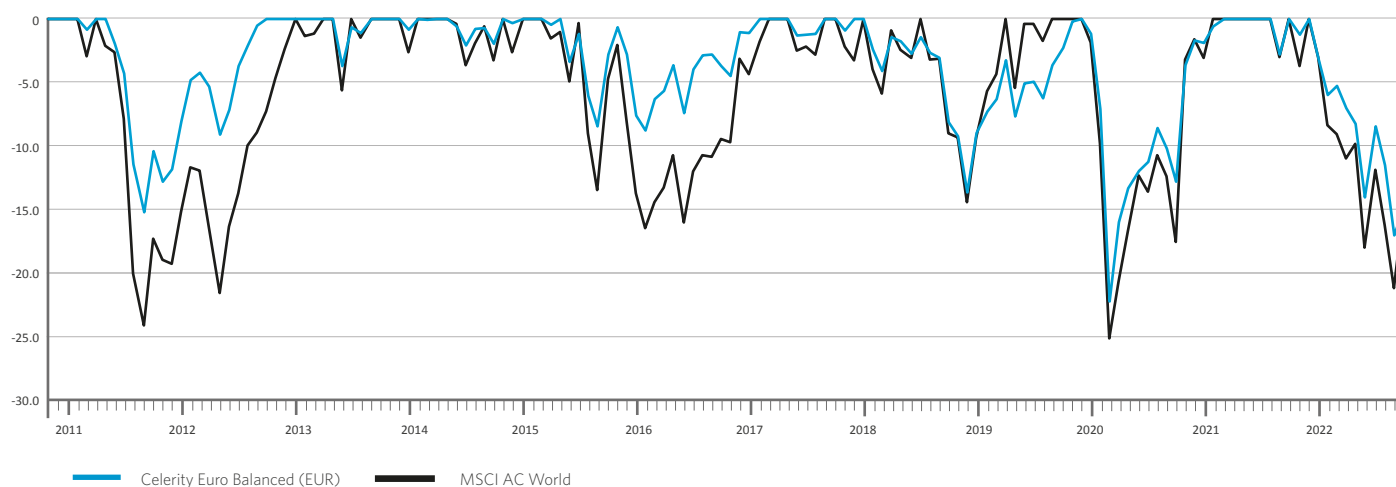
TOTAL INVESTMENT MANAGEMENT CHARGES (VAT INCLUSIVE) **

Weighted Ave Cost of Underlying Funds	1,00%
Other - Discretionary Management fee - Celerity	0,35%

Top 10 equity exposures are one month lagged.

DRAWDOWN*

Time period: 01/12/2010 to 31/10/2022



FUND MONTHLY RETURNS %*

	Jan	Feb	Mar	Apr	May	Jun	Jul	Aug	Sep	Oct	Nov	Dec	Year
2022	-3,10	-2,91	0,77	-1,83	-1,31	-6,25	6,47	-3,30	-6,19	2,55			-14,72
2021	-0,18	1,30	3,23	1,87	1,53	0,98	1,08	1,56	-2,77	2,88	-1,26	2,54	13,35
2020	-1,15	-5,95	-16,02	7,90	3,10	1,52	0,86	2,90	-1,70	-2,92	10,37	1,99	-1,70
2019	5,30	1,82	1,06	3,23	-4,50	2,74	0,13	-1,36	2,74	1,44	2,07	1,74	17,31
2018	1,22	-2,41	-1,67	2,75	-0,35	-1,01	1,37	-1,24	-0,40	-5,19	-1,13	-4,79	-12,40
2017	-0,09	1,95	1,93	2,52	1,24	-1,29	0,09	0,07	2,24	0,92	-0,89	0,86	9,89

* Returns prior to launch are simulated and based on the underlying funds at the initial weightings and are net of published asset manager fees. Returns greater than a year have been annualised.

** The weighted average TER is indicative and varies daily as the weightings of the funds vary. The abovementioned fees exclude Financial Advisor fees and platform fees, but include VAT.

The information and opinions contained in this document are recorded and expressed in good faith and in reliance on sources believed to be credible. No representation, warranty, undertaking or guarantee of whatever nature is given on the accuracy and/or completeness of such information or the correctness of such opinions. Celerity will have no liability of whatever nature and however arising in respect of any claim, damages, loss or expenses suffered directly or indirectly by the investor or the investor's financial advisor acting on the information contained in this document. Furthermore, Celerity does not act as the investor's financial advisor, they have not conducted a financial needs analysis and will rely on the needs analysis conducted by the investor's financial advisor. Celerity recommends that investors and financial advisors take particular care to consider whether any information contained in this document is appropriate given the investor's objectives, financial situation and particular needs in view of the fact that there may be limitations on the appropriateness of any advice provided. No guarantee of investment performance or capital protection should be inferred from any of the information contained in this document. The value of participatory interests may go down as well as up and past performance is not necessarily a guide to future performance.

Sources: Performance, Top 10 holdings and Asset Allocation is sourced from Morningstar Direct. Performance for the periods ending at the month end date of this MDD. CPI for all urban areas sourced from FactSet.