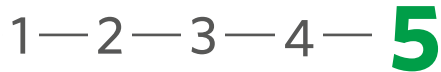




**RISK RATING**



**MINIMUM INVESTMENT HORIZON (YEARS)**



**UNDERLYING MANAGERS**

Schroder Investment Management	18,0%	Nedgroup Investments	12,0%
BlackRock Investment Management	18,0%	Coronation Fund Managers	10,0%
Dodge and Cox Funds	16,0%	Clearance Capital	6,0%
Ninety One Asset Management	14,0%	Baillie Gifford Asset Management	6,0%

**INVESTMENT RETURNS (ANNUALISED)**

	1 Year	3 Years	5 Years	Since Inception
<b>Fund</b>	17,1%	1,4%	7,9%	8,2%
<b>Benchmark</b>	24,0%	6,3%	12,7%	11,8%
<b>Peer Group</b>	19,8%	3,3%	9,8%	9,0%

**INVESTMENT STRATEGY**

The objective of this portfolio is to deliver long term capital growth. This portfolio maintains a high risk profile and will have an equity exposure between 80% and 100%.

**INVESTOR PROFILE**

This portfolio is suited for investors looking for direct exposure to global equities and have a high-risk tolerance and capacity. Investors should be comfortable with a high degree of volatility and should have an investment time horizon of 7 years or longer.

**RISK MEASURES SINCE INCEPTION (ANNUALISED)**

	Fund	Peer Group
Highest 1 year rolling return	42,9%	51,0%
Lowest 1 year rolling return	-24,7%	-22,8%
Standard Deviation	15,2%	15,2%

**INVESTMENT RETURNS** | Time period: 31/12/2016 to 31/08/2024

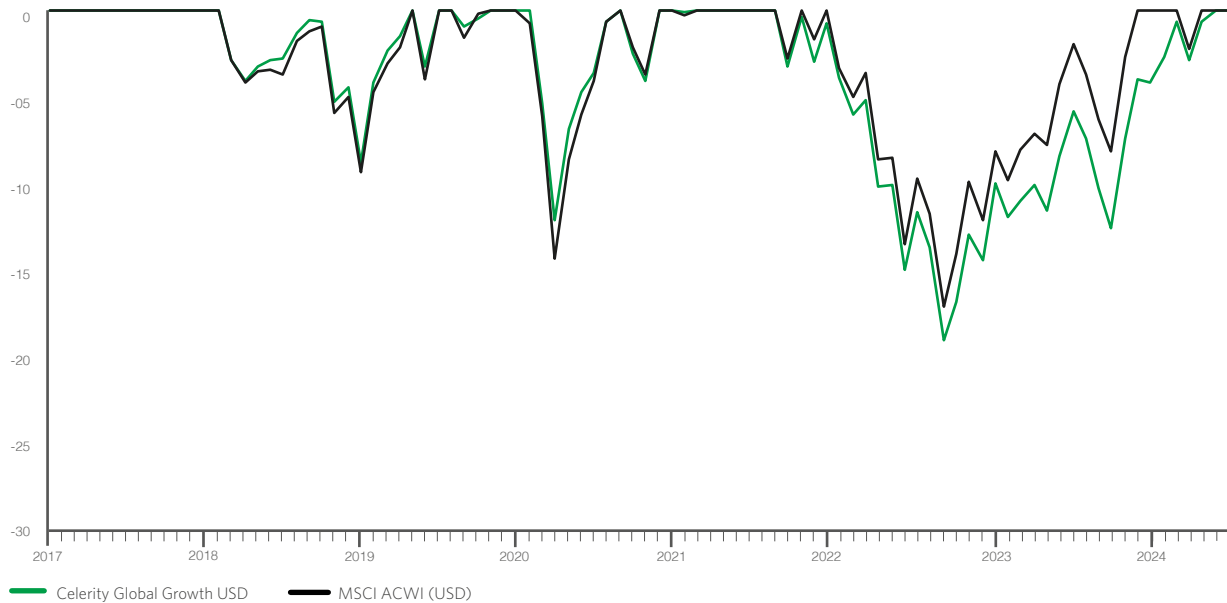


# CELERITY GLOBAL GROWTH USD

## FUND MONTHLY RETURNS %

	Jan	Feb	Mar	Apr	May	Jun	Jul	Aug	Sep	Oct	Nov	Dec	Year
2024	-0,3	2,3	3,2	-3,3	3,5	0,9	1,8	2,3					10,8
2023	8,4	-3,4	1,7	1,7	-2,6	5,6	4,4	-2,6	-4,8	-4,0	9,5	5,6	19,7
2022	-4,8	-3,3	1,4	-7,9	0,2	-8,5	6,3	-3,6	-10,1	4,8	7,6	-2,8	-20,6
2021	-0,1	2,5	1,7	5,1	1,5	1,0	0,2	1,8	-4,8	4,6	-3,9	3,5	13,3
2020	0,3	-7,9	-11,0	9,6	3,4	1,8	4,7	5,2	-3,7	-2,4	10,5	3,9	12,9
2019	7,8	3,0	1,2	2,4	-4,8	5,1	0,9	-1,4	0,8	2,7	2,3	2,6	24,4


## DRAWDOWN | Time period: 01/01/2017 to 31/08/2024



The information and opinions contained in this document are recorded and expressed in good faith and in reliance on sources believed to be credible. No representation, warranty, undertaking or guarantee of whatever nature is given on the accuracy and/or completeness of such information or the correctness of such opinions. Celerity will have no liability of whatever nature and however arising in respect of any claim, damages, loss or expenses suffered directly or indirectly by the investor or the investor's financial advisor acting on the information contained in this document. Furthermore, Celerity does not act as the investor's financial advisor, they have not conducted a financial needs analysis and will rely on the needs analysis conducted by the investor's financial advisor. Celerity recommends that investors and financial advisors take particular care to consider whether any information contained in this document is appropriate given the investor's objectives, financial situation and particular needs in view of the fact that there may be limitations on the appropriateness of any advice provided. No guarantee of investment performance or capital protection should be inferred from any of the information contained in this document. The value of participatory interests may go down as well as up and past performance is not necessarily a guide to future performance.

Sources: Performance and Asset Allocation are sourced from Morningstar Direct. Performance for the periods ending at the month end date of this DD. CPI for all urban areas sourced from FactSet.

## ASSET ALLOCATION



## INVESTMENT GUIDELINES

Investment Manager	Celerity Investments (Pty) Ltd
Portfolio Manager	Andries Kotzee
Benchmark	MSCI AC World
Risk Profile	High
Peer Group	(Morningstar) EAA Fund Global Large-Cap Blend Equity
Investment Time Horizon	7 - 10 Years

## FEES AND CHARGES (VAT INCLUSIVE)

Weighted Ave Cost of Underlying Funds	0,77%
Other - Discretionary Management Fee - Celerity	0,35%
<b>Total Cost</b>	<b>1,12%</b>

The weighted average TER is indicative and varies daily as the weightings of the funds vary. The abovementioned fees exclude Financial Advisor fees and platform fees, but include VAT.

FSP:  
**Celerity Investments (Pty) Ltd is an authorised financial services provider. FSP number 47650**  
 Tel: (011) 433 0160  
[www.celerityinvestments.co.za](http://www.celerityinvestments.co.za)